

2022

Annual Report



LOUISIANA
CULTURAL
DISTRICTS

PREPARED BY



LOUISIANA
OFFICE *of* CULTURAL
DEVELOPMENT

ARTS • ARCHAEOLOGY • HISTORIC PRESERVATION • CODOFIL

DEPARTMENT OF CULTURE, RECREATION &
TOURISM

About

The Louisiana Legislature created the Louisiana Cultural Districts Program in 2007. The program provides incentives in designated Cultural Districts that contribute to increased business opportunities; new markets for cultural products; increased artist production; renovations of older buildings; increased cultural activity; and a greater sense of community identity. As of October 1, 2022, 124 Cultural Districts have been certified in 77 municipalities and 44 parishes. The designation attracts people, businesses, and cultural activity to the districts. Additionally, state law provides two tax incentives:

- Rehabilitation of older buildings may qualify for state historic tax credits
- Sale of qualifying works of original art are exempt from local sales tax

For 2022, 64% of Cultural Districts provided reporting data. 100% participation came from district liaisons in the following northwest and central Louisiana parishes: Avoyelles, Bossier, Caddo, Claiborne, DeSoto, Lincoln, Natchitoches, Rapides, Sabine, Vernon, and Webster.

In accordance with R.S. 47:305.47, the Department of Culture, Recreation and Tourism reports bi-annually to the legislature on the impact of the CD Program.



In 2022, 6 new Cultural Districts were certified in these cities & towns.

Historic Preservation Tax Credits

Community revitalization is a goal of the Cultural Districts Program. State Historic Tax Credits are an important incentive of the Cultural Districts Program intended to spark renovations and reuse of buildings providing facilities for cultural activities and community activity. In 2022, Cultural District Liaisons reported an estimated 516 commercial and 663 residential renovation projects across the state.** The projects can be independent of tax credit incentives, though some of them are among the state historic tax credit projects reported below.



2,543 Applications since 2008*

Since the Cultural Districts Program began in 2008, there have been 2,543 tax credit applications for commercial renovations of historic buildings in Louisiana's Cultural Districts.



136 Part 1 Applications Approved in 2022*

Part 1 of a tax credit application is the first step of the process for determining eligibility of a commercial renovation for receiving tax credits. In 2022, the Office of Cultural Development received 136 new applications/projects.



72 Part 3 Applications Completed in 2022*

The completion of Part 3 of the tax credit application indicates approval and certification of completed work. Part 3 is the final step of the application process.

**Data provided by district liaisons/local governing authority.
*Data provided by the Louisiana Division of Historic Preservation.

Local Sales Tax Exemption

Liaisons for the Cultural Districts reported approximately 858 businesses, 109 organizations, 427 events, 13,937 artists, and 97,422 members of the public benefitted from the sales tax exemption for original art in 2022!** Tax administrators in parishes that have Cultural Districts report data to help the Office of Cultural Development track the impact of the sales tax exemption for original art. Data is collected for art/cultural businesses known to handle art and cultural products and, therefore, are likely conducting tax-exempt art sales.



\$25,795,236 Est. Value of Exemptions in 2022*

The volume of tax-exempt original art sales reported is a small fraction, less than one percent of the overall revenue reported by art/cultural businesses in the districts. Orleans Parish reported \$22,412,565 & 34 other parishes in the state reported \$3,382,671 as their respective exemptions.



\$2,885,912,123 Est. Total Revenue by Art Selling Businesses*

Tax administrators in parishes with Cultural Districts report sales tax exemptions for original art and total revenue reported by businesses that sell art. This number is the total reported revenue of art selling businesses in Louisiana Cultural District.

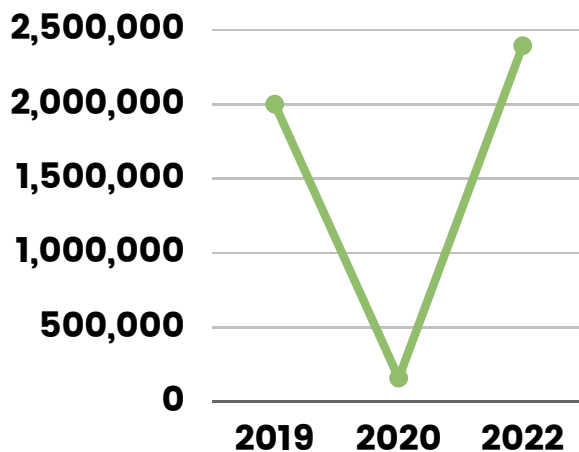
**Data provided by district liaisons/local governing authority.

*Data provided by parish tax administrators.

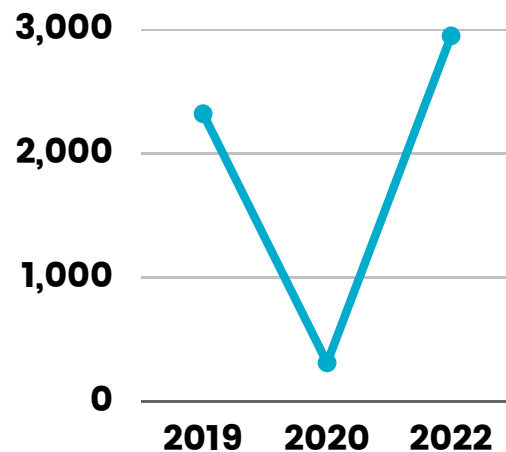
Event & Business Activity

In 2022, Cultural District liaisons reported a total of 2,951 events with 2,392,990 attendees. Many events in Cultural Districts are long-standing and ongoing. We are thrilled to report that event and attendee numbers are up from previous years, particularly from 2020. We are hopeful for a continued upward trajectory.

Reported Number of Event Attendees




Number of Reported Events



Among the most encouraging of the reporting results, Cultural District liaisons reported the following changes to business development:

- New businesses opened: 306
- Arts/cultural businesses opened: 51
- Net growth of businesses: 161



Pavilion opening in November 2022, photo courtesy of Downtown Shreveport Development Authority & Shreveport Regional Arts Council.

The Pavilion at Caddo Common Park was completed in 2022. In 2023, there will be 30 weekends of live art-related programming.

–Shreveport Downtown Cultural District

Economic Impact

In the most recent information (2020) from the Arts and Cultural Production Satellite Account (ACPSA), produced jointly by the National Endowment for the Arts' Office of Research & Analysis and the Bureau of Economic Analysis, U.S. Commerce Department, Louisiana:

- Added 2.3 percent or \$5.5 billion to the state economy from arts and cultural production
- Employed 45,875 workers in the arts and cultural industries, with workers earning wages and benefits totaling more than \$2.8 billion

In the past five years, the National Endowment for the Arts distributed \$13,150,640 in federal funding, either directly or through state and regional partners, in Louisiana.



The economic impact of nonprofit arts organizations & their audiences in Louisiana is \$7.7B -Americans for the Arts, 2022

CONTACT

Francesca Vega
fvega@crt.la.gov
225-342-8161

www.crt.state.la.us/cultural-development/arts/cultural-districts/index